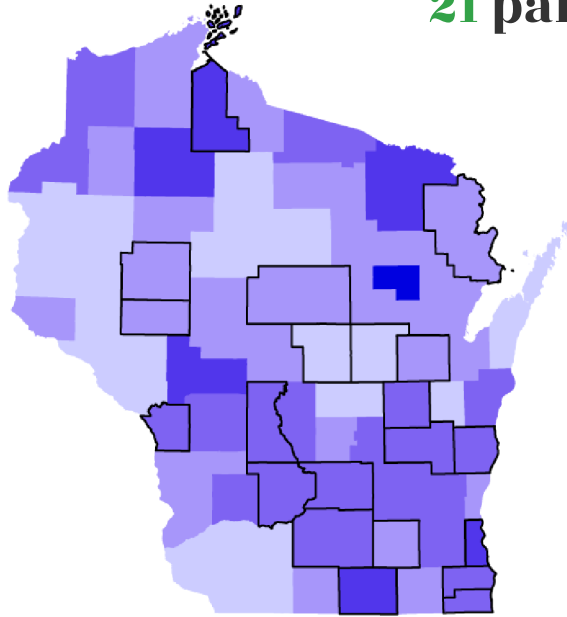


Wisconsin OVERDOSE FATALITY REVIEWS

Depending on the number of overdose deaths in a year, some OFR sites review a portion, but not all of the deaths from overdose. The figures presented here do NOT represent a random sample of overdose deaths in Wisconsin, and are not representative of all overdose deaths.

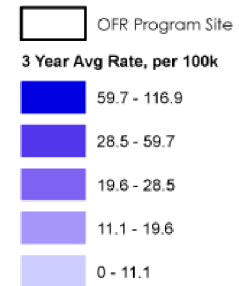
1,566
opioid overdose
deaths in WI
in 2020*

792
cases reviewed
since 2018



21 participating counties
25 lead agencies

3-Year Average Rate of Fatal Drug Overdoses (2020-2022), All Drugs ^

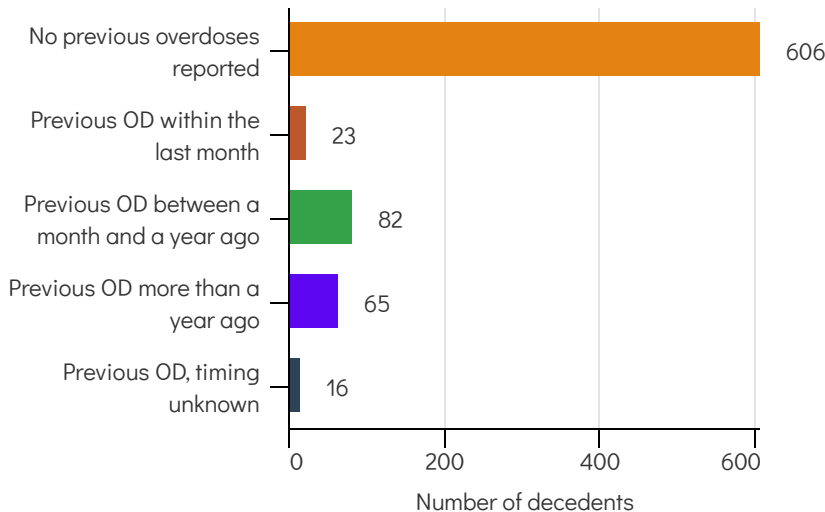


^ Source: DHS WISH.

* Source: WI DHS Opioids: Data Direct

HISTORY of OVERDOSE and TREATMENT


23% of decedents had a known
prior overdose*



* based on 792 cases. "No previous overdoses reported" includes cases where it was unknown whether the decedent had a prior overdose.



10%
of decedents had at least one known
previous overdose-related encounter with EMS*

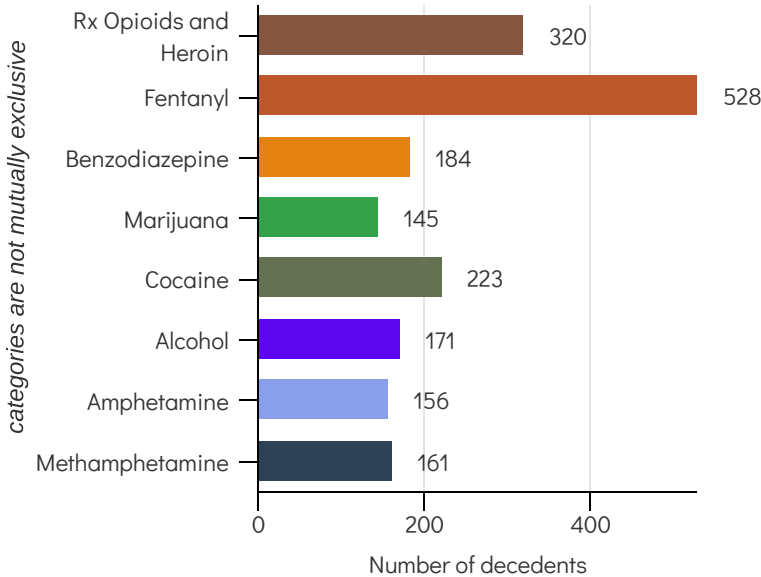


12%
of decedents had a history of
medication assisted treatment (MAT)*

* based on 792 cases.

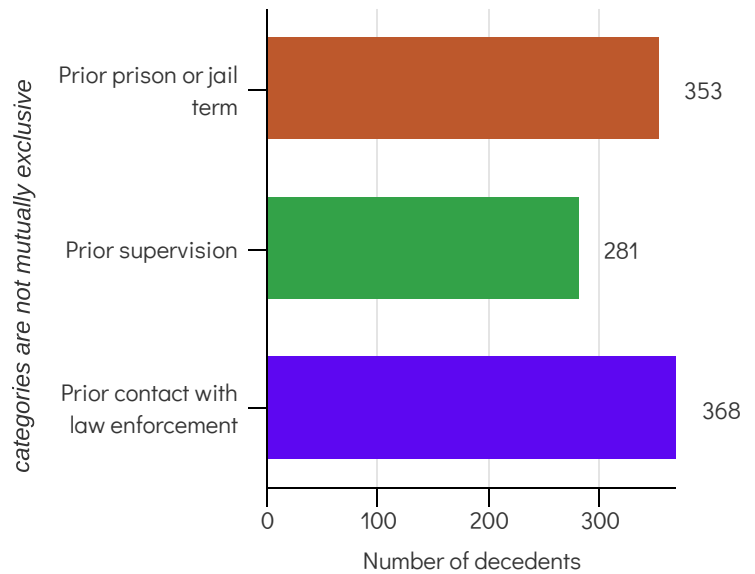
SUBSTANCES DETECTED at TOXICOLOGY SCREENING

The substances detected during toxicology screening are not necessarily the same as the substances determined to be the cause of death.



HISTORY of CONTACT with the CRIMINAL JUSTICE SYSTEM

51% of decedents had a known history of **incarceration or community supervision***



* based on 792 cases.

79% of decedents had one or more **opioids detected** during toxicology testing*

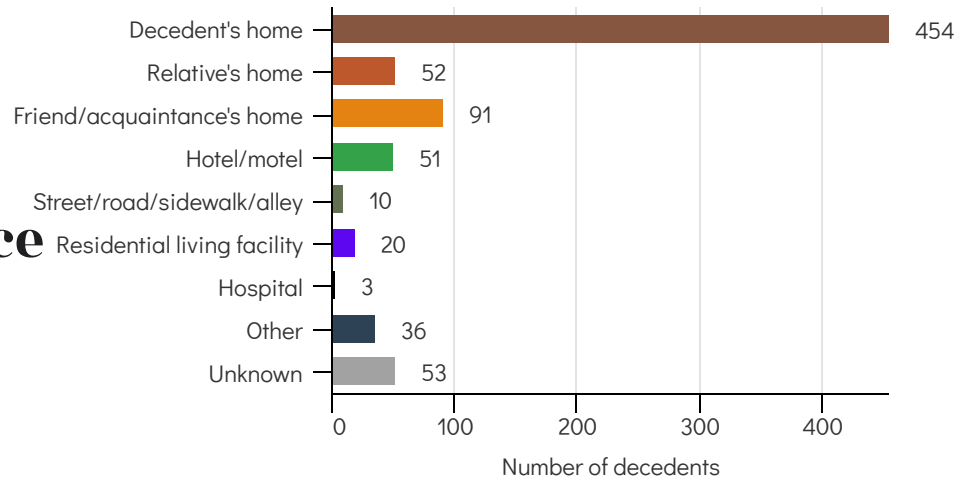
* based on 792 cases. Includes cases where toxicology results were unknown or unavailable.

LOCATION of DEATH

75% of decedents **overdosed in a residence**

either their own, a relative's or a friend or acquaintance's.*

* based on 792 cases.



Data represents reviews conducted from January 18, 2018 to November 30, 2023.

The cases in this analysis are those reviewed by OFR teams as well as cases abstracted through Dane County's OFR process. The figures presented here do NOT represent a random sample of overdose deaths in Wisconsin.

This material development was funded by the Cooperative Agreement NU17CE925003-02-02 Centers for Disease Control and Prevention (CDC). Its contents do not necessarily represent the official views of the CDC or the U.S. Department of Health and Human Services. In addition, this project was supported by Grant No. 2018-PM-BX-K101 awarded by the Bureau of Justice Assistance. The Bureau of Justice Assistance is a component of the Department of Justice's Office of Justice Programs, which also includes the Bureau of Justice Statistics, the National Institute of Justice, the Office of Juvenile Justice and Delinquency Prevention, the Office for Victims of Crime, and the SMART Office. Points of view or opinions in this document are those of the author and do not necessarily represent the official position or policies of the U.S. Department of Justice.

