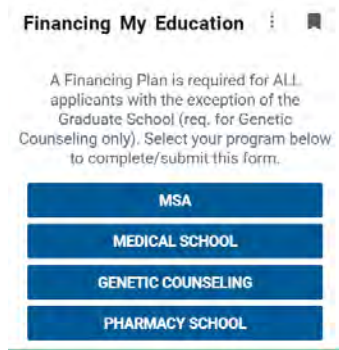


## **How to access Financial Aid forms on MCWconnect:**

### **Are you applying for Financial Aid?**

**If NO**, please complete DUO enrollment and then login to MCWconnect and complete the Financing Plan. The Financing Plan is required of all applicants in the following programs: **MD, Pharmacy, MSA, and Genetic Counseling**. You can access the Financing Plan on the following card, be sure to select the form link that applies to your program:




**If YES**, continue to the next steps below.

### **Have you completed DUO enrollment, and have you completed your FAFSA and allowed 7-10 business days for MCW to receive your FAFSA information?**


**If NO**, please complete DUO enrollment and your FAFSA allowing 7-10 business days for MCW to receive your information before continuing to the next steps below.

**If YES**, log in to MCWconnect.

### **Are you able to see the Financial Aid card? It will look like this:**




**If YES**, click on “Apply for Aid and View Offer”. You should then be able to view/link to the requirements under the “Home” tab.



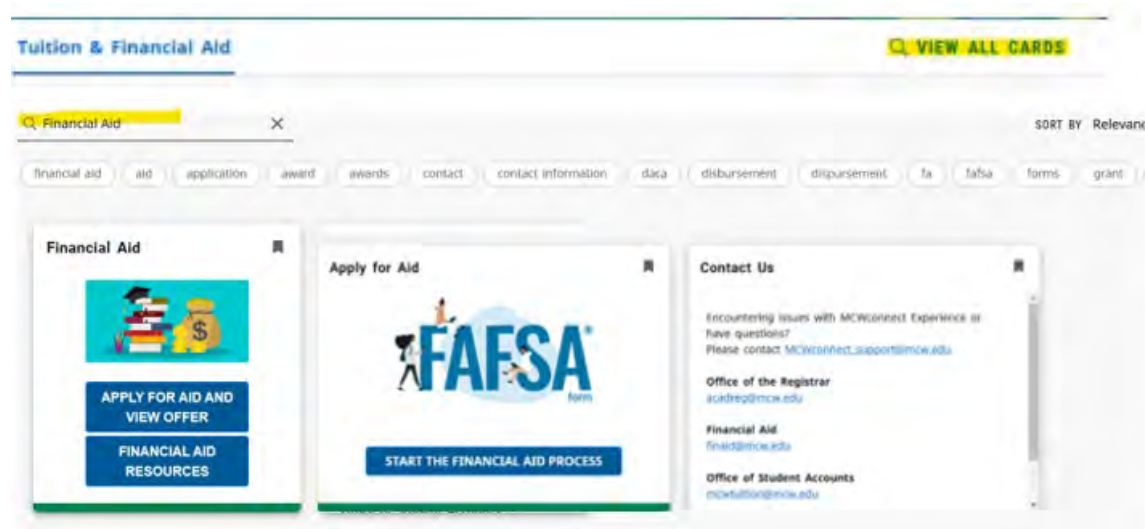
**(continue to Page 2)**

If **NO**, you are unable to view the Financial Aid card on MCWconnect, try one of the following:

The Financial Aid card may just be missing from your main dashboard. You can select Tuition & Financial Aid from the category quick link to view all Tuition & Financial Aid related cards



Or use the Discover search function and look for the Financial Aid card. You can do this by clicking on “View All Cards”, in the search field, type “Financial Aid” and all the financial aid cards should appear.



If you are unable to view the Financial Aid card after following the steps above, please contact the Financial Aid office at [finaid@mcw.edu](mailto:finaid@mcw.edu) so we can get you the appropriate assistance.