

Educational Technology Corner | February 2021

Get the latest updates on educational technology, including Brightspace, TopHat and more.

Tech Tips

The Brightspace Community is a great place to get ideas and tips on the use of Brightspace. [Create your free account!](#)

Brightspace


Brightspace now offers a [Guided training from the Community](#) course. This course is built in an environment that is very similar to our Brightspace courses. Create you Brightspace Community account and have a look!

February 2021 Updates

Accommodations – Quiz accommodations | New

This feature enables instructors to grant learners accommodations through the **Classlist** tool. Accommodation options currently available include: more time to complete quizzes at the course level and the ability to bypass right-click restrictions in quizzes. The right-click restriction in quizzes is the ability for learners to right-click in the quiz while taking the quiz. Once granted, these accommodations apply to all quiz activities in a course for that learner.

Edit Accommodations ✕

 Fred Astaire

Quizzes ▾

Timing

Modify Time Limit

Multiply time limit


times the original quiz time limit

Add extra time

in minutes

Controls

Always Allow Right Click



selected method. Any prior evaluations with manual overrides or feedback are not affected by changing calculation methods.

Rubrics - Warning dialog for partial evaluations | Updated

Previously, if an instructor attempted to publish a partially completed rubric evaluation, the partial evaluation dialog appeared. If the instructor tapped **Enter** on their keyboard, the partial evaluation was published.

Now, the default button behavior has changed so that tapping **Enter** on the page returns the user to the rubric to complete the evaluation. This change adds a verification layer to reconsider their action and ensure that instructors are not mistakenly publishing incomplete evaluations.

SCORM - Improvements to reports | New

For improved usability, SCORM Report pages feature the following new functionality:

- **Sorting** (toggling by ascending/descending order) by each column:
 - In the Content Tab, the default sorting is by the first column Title
 - In the Users Tab, the default sorting is by the first column Name
- **Clear Search** option is now available in the Users Tab in SCORM Reports. Previously, the user was required to refresh the page, or navigate away and back to clear search terms.

Note: SCORM reporting applies to the New SCORM solution only

Top Hat

Image Resizing (in Pages and Tests)

- Upon uploading an image to a Page or Test, instructors can now resize the image in order to attain the desired proportionality with other elements. [View full details on this feature.](#)

Test Accommodations

- When assigning a non-monitored or remotely monitored test, instructors can now include accommodations for students in need of additional time by adding a set amount of time or a time multiplier to specific students' timers. [View full details on this feature.](#)

Page & Test Reports (in the Gradebook)

- Instructors can now generate reports for Pages and Tests in their Gradebook, providing a more focused view for reviewing and modifying grades, as well as providing feedback to students.

Improvements

Tournaments Sunset

- The Tournaments feature has been sunset for all Top Hat courses. Tournaments has been unavailable for newly created courses since June 2020. On January 1st 2021, courses created prior to June 2020 had the option to create Tournaments removed.

iOS App (7.1.0)

- Improved interface for tests showing on the Classroom and Assigned screens. When opening a test, students now see a "Get ready" information screen.
- The Classroom tab is now a single fully scrollable screen in both portrait and landscape orientations.

Android App (7.0.0)

- Students that do not use Single Sign On to login to Top Hat are now required to enter their password when changing their email in their Account Settings.
Fixes

iOS App (7.1.0)

- Fixed a bug causing some schools not to appear in the "Find Your School" screen at login.
- Fixed a bug preventing discussions from resuming in some circumstances.

Android App (7.0.0)

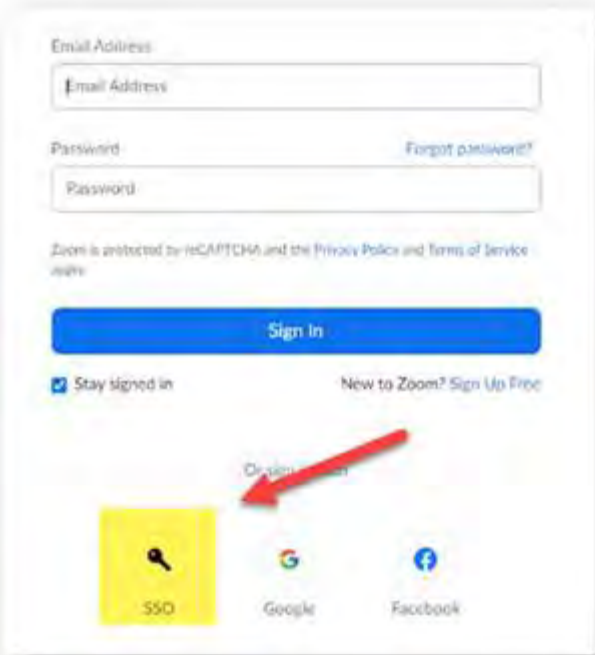
- Fixed a bug causing a crash when attempting to login via Single Sign On.
- Fixed a bug causing the app to return to the login screen during an active session.
- Fixed a bug which caused the Gradebook to show "N/A" instead of the name of the file which was submitted in response to a File Submission question.
- Fixed various presentation issues impacting scrolling and slide indexes.

Zoom

- View the [MCW Specific Account Creation documentation](#).
- View the [Using Zoom with Brightspace and Panopto documentation](#).
- [Learn how to turn off filters](#).
- When you configure your Zoom account, you will be downloading the Zoom Client. This client is the front door into your meetings. You can also access your Zoom account in a web Browser, or via the MCW OneLogin menu. Remember, to sign in using the "SSO" option.

The Company Domain (not pictured) is mcw-edu.

Note: Using this login path will ensure that you have all the features that are provided via the MCW/Zoom Communications Business Agreement.



Email Address

Password [Forgot password?](#)

Zoom is protected by reCAPTCHA and the [Privacy Policy](#) and [Terms of Service](#).

Stay signed in [New to Zoom? Sign Up Free](#)

[SSO](#) [Google](#) [Facebook](#)

Figure 1: Zoom login