

Educational Technology Corner | October 2021

Get the latest updates on educational technology, including Brightspace, TopHat and more.

TECH TIPS

Do you use peer grading in your courses? Consider distributing a rubric via Qualtrics. Peers can complete the rubric during a presentation. You will have a consolidated source of data for the presenter. And you can make the evaluations anonymous!

Virtual Reality

Interested in how Virtual Reality can enhance the student experience? An OEI project over the past 9 months has been working in the Acadicus VR environment. This environment offers scenes and learning settings for communication, procedures to help students learn the workflows and nuances before working with patients. The VR system supports video creation of procedures and processes, or interaction between faculty and students in the VR environment. Interested? Reach out to OEI for a tour (in the headsets).

BRIGHTSPACE

Spotlight: New Discussion Evaluation

The first thing you'll notice when entering our new eval experience is that it looks just like our [New Assignment Evaluation Experience](#). Evaluation tools like Grades, Rubrics, and Feedback are moving to the Right-Hand panel to display in the same way. No more scrolling up and down to see both the rubric and the post at the same time! This is the same rubric component as the New Assignment Evaluation experience uses. That means that it will drop down the side panel or pop out into a new window for grading.

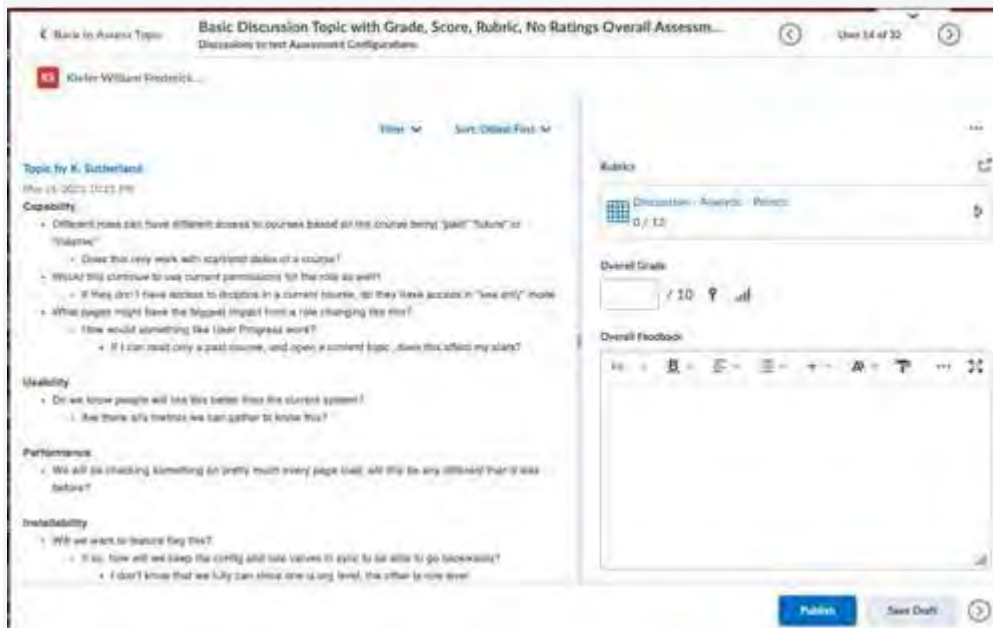


Figure 1: The new Discussion Evaluation Screen, Work in Progress

Also consistent with Assignments is the header panels with the activity name display, navigation - either back or iterating through submissions, and the learner's name and profile card. The draggable divider will work the same here, too! The best part? It stays where you put it. This also means that the adaptive mobile view is just as useful in this view with the evaluation tools tucking into a neat drawer when the screen gets smaller.

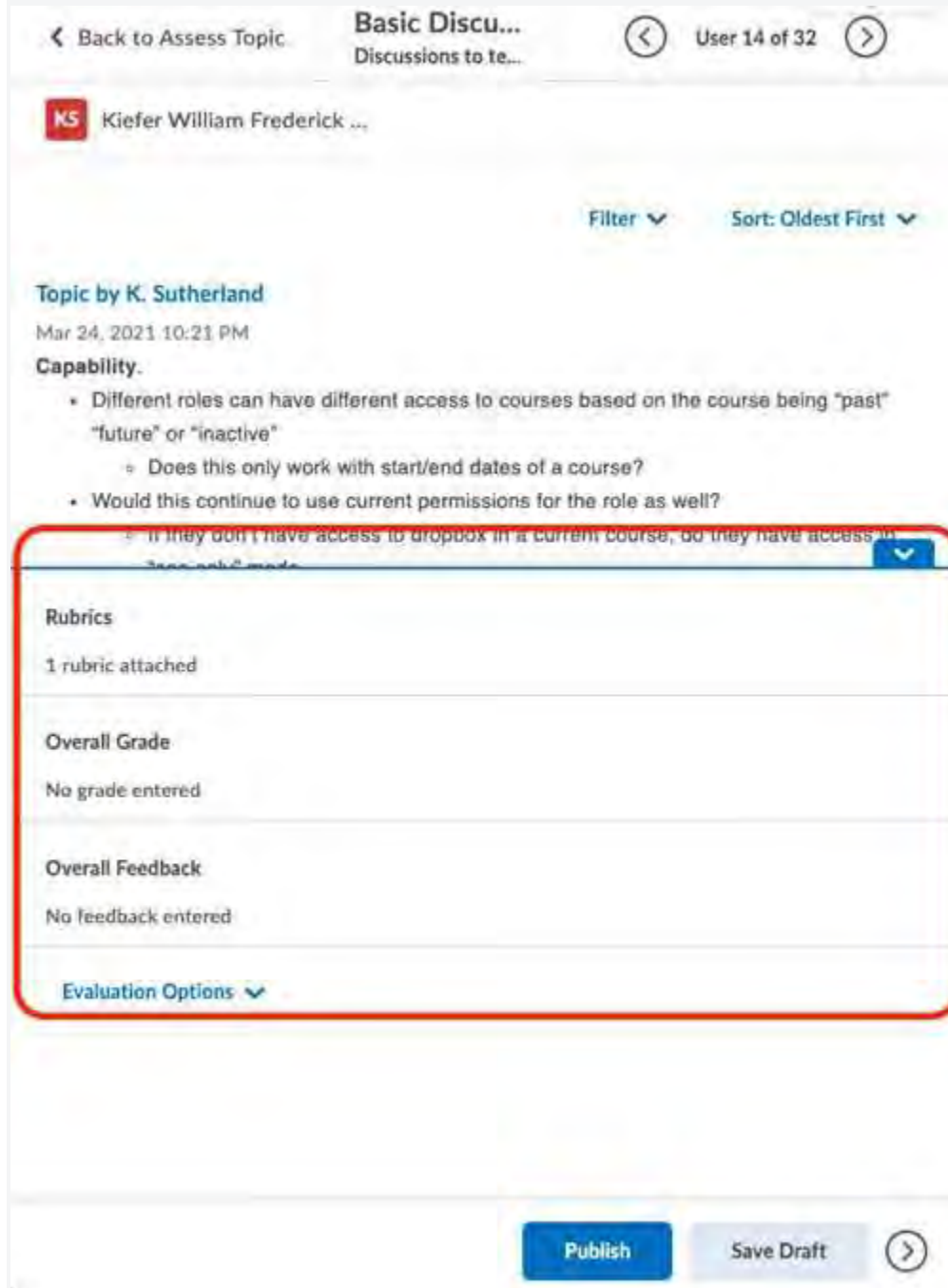


Figure 2: The adaptive mobile drawer, holding the evaluation tools, Work in Progress

The differences in the display of the Discussion topic and replies are slight. One change that may be noticeable is that the title of the topic or the reply is a link. It will open the post in a new window so that the evaluator can get an idea of the context in which the post was made. Some of our most popular PIE items for discussions are around providing more context. We hope that this helps!

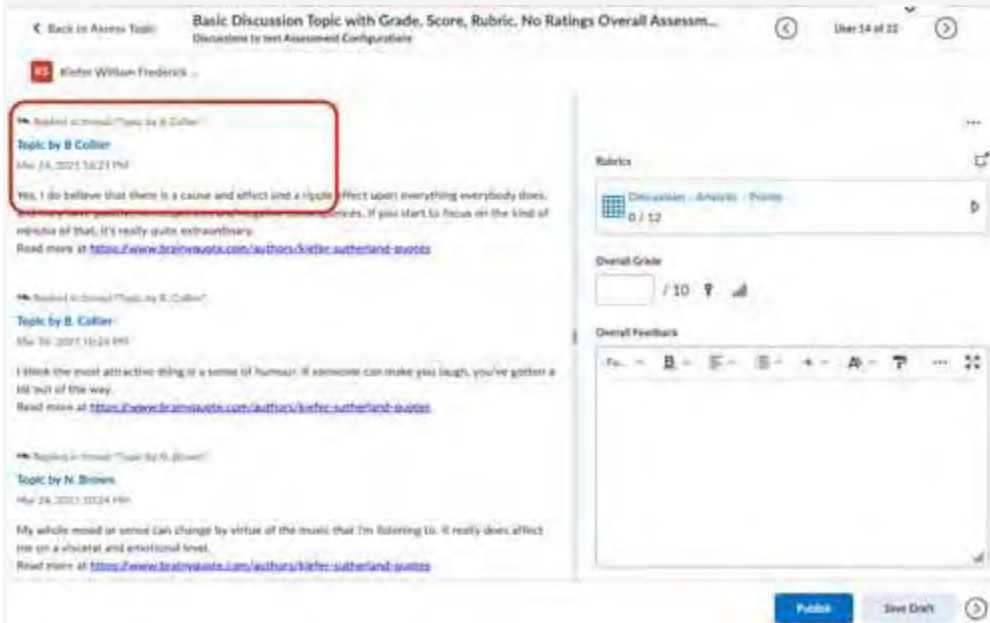


Figure 3: A reply to a post, linking out to that post to give more context, Work in Progress

Spotlight: New Assignment Creation Experience

New Layout

The first thing you'll notice when viewing the new creation screen in Assignments is an updated look and feel. The classic tabbed view has been transformed into a new, fully immersive page layout.

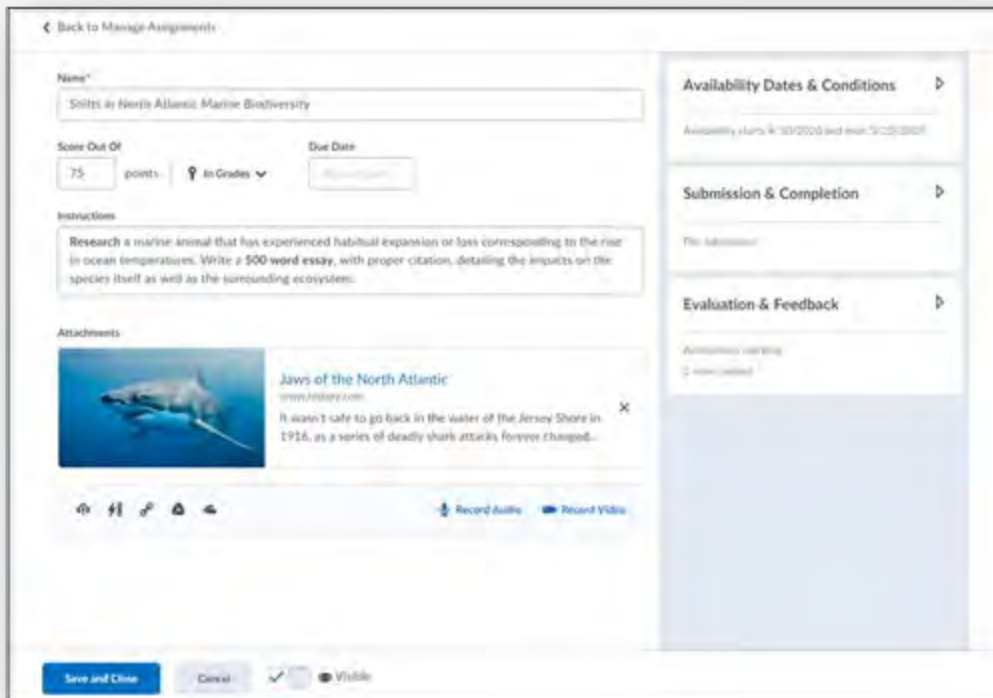


Figure: The updated look and feel of the new Assignment creation screen

The primary panel on the left contains common, frequently used fields that are always displayed. These fields are most relevant to learners and are the core details instructors want to add like a due date, instructions, and attachments.

The panel on the right organizes additional, more advanced options such as start and end dates, rubrics, annotation tools, and Turnitin. These options have been logically grouped and labelled in a way that resonates with instructors and makes them easily discoverable. While these options are collapsed, summary text provides details about which settings are active and subtle hints that aid in the discovery of additional settings. As a result, you can see everything at a glance with little to no scrolling, and without having to navigate through any tabs.

Streamlined Grades Integration

We can't talk about core creation workflows without mentioning grades. The new experience streamlines adding to Grades and builds on a pattern first introduced in Activity Feed. Simply enter a score and your assignment is added to Grades, where the name and score are automatically synced for you. Don't worry if you traditionally create grade items in advance, as support for selecting existing grades and categories is also available.

Name*

Shifts in North Atlantic Marine Biodiversity

Score Out Of

Ungraded

Due Date

No due date

Instructions

Figure: The new add to grades workflow

Sharing your feedback

A key benefit of opting in early is the ability to share feedback directly with the Assignments team at D2L. As an instructor, if you are opting out of the new experience, a prompt appears encouraging you to leave feedback on the new experience. This feedback is monitored and directly influences our product roadmap, user research, and development planning. Please consider opting in as early as possible (especially test sites) so that your institution's voice is heard.

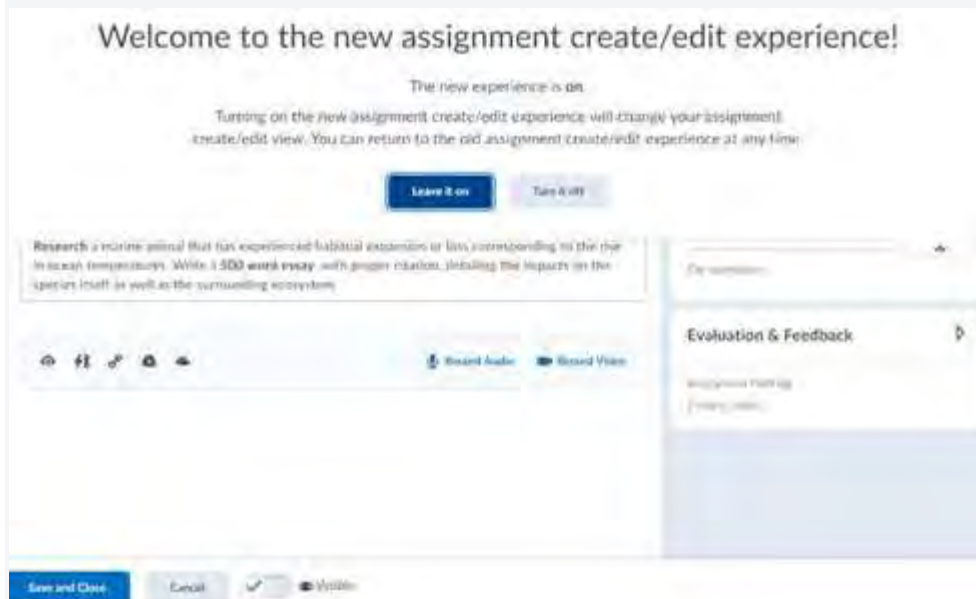


Figure: The new assignment create/edit page with the opt-in/opt-out pull down menu

(Brightspace Community, 2021)